

YEOU YIH STEEL CO., LTD.

Legal person briefing

Stock Code : 9962

2025/11/17





# Disclaimer

**This newsletter and related content published at the same time are derived from available internal and external information.**

**If it changes or adjusts due to the factors listed below, such as market demand, price changes, international economic situation, supply key issues, international exchange rate fluctuations and other factors beyond the control of the Company, the Company is not responsible for reminding or updating at any time, please take the announcement information of the Public Information Observatory as the main basis.**



# CONTENTS



- 01 Company Profile
- 02 Industry Overview
- 03 Product
- 04 Certification
- 05 Production Process
- 06 Product Usage
- 07 Overseas Market
- 08 Business performance
- 09 CHG Emissions
- 10 Corporate Governance

01

# Company

## PROFILE





# Introduction of YYS



## YEOU YIH STEEL CO., LTD.

Stock Code : 9962

Capital : Ntd 902,202,600

Chairman : Sen-Tong Liu

General manager : Rui-Xin Zhang

Company establishment : 1996/01/29

Number of workers : 93 people(2025/08)

Main Product : Hot Rolled Stainless Sheet

Address : No2 Yong Gong 10<sup>th</sup> Road Yong An  
District, Kaohsiung City Taiwan,ROC

Tel : 886-7-622-5616

Website : <https://www.yeouyih.com.tw>





# YYS History



1996-01 : YYS was established on Jan 29,1996.

1997-10 : Construction of the plant1

1998-07 : Construction of the plant2

2003-03 : Established a computerization of inventory  
operation system

2006-07 : Public Listed in OTC company

2019-05 : Re-investment to establish Yeou Yih  
International Co., Ltd., which holds  
100% of the shares







# 經營團隊



Title	Name	Academic Background	Professional Experience
Chairman	Sen-Tong Liu	Manchester Metropolitan University Master of Marketing	Tang Eng Iron Works Co., Ltd. Chairman.
General Manager	Rui-Xin Zhang	The University of Manchester Metropolitan University Master of Marketing	Yeou Yih Steel Co., Ltd. Executive Vice President.
Deputy General Manager	Jian-liang Liu	National Kaohsiung University of Applied Sciences Master of Finance and Tax Management	Yeou Yih Steel Co., Ltd. Sales Department Manager.
The Board of Directors Assistant Vice President	Li-Wen Chen	Shu-Te University International Business Department	Yeou Yih Steel Co., Ltd. Chairman's Office Manager.
Finance Department Assistant Vice President	Cong-Zhi Chen	Feng Chia University Accounting Department	Thinking Electronics Industrial Co., Ltd. Assistant Accountant.



# 經營團隊



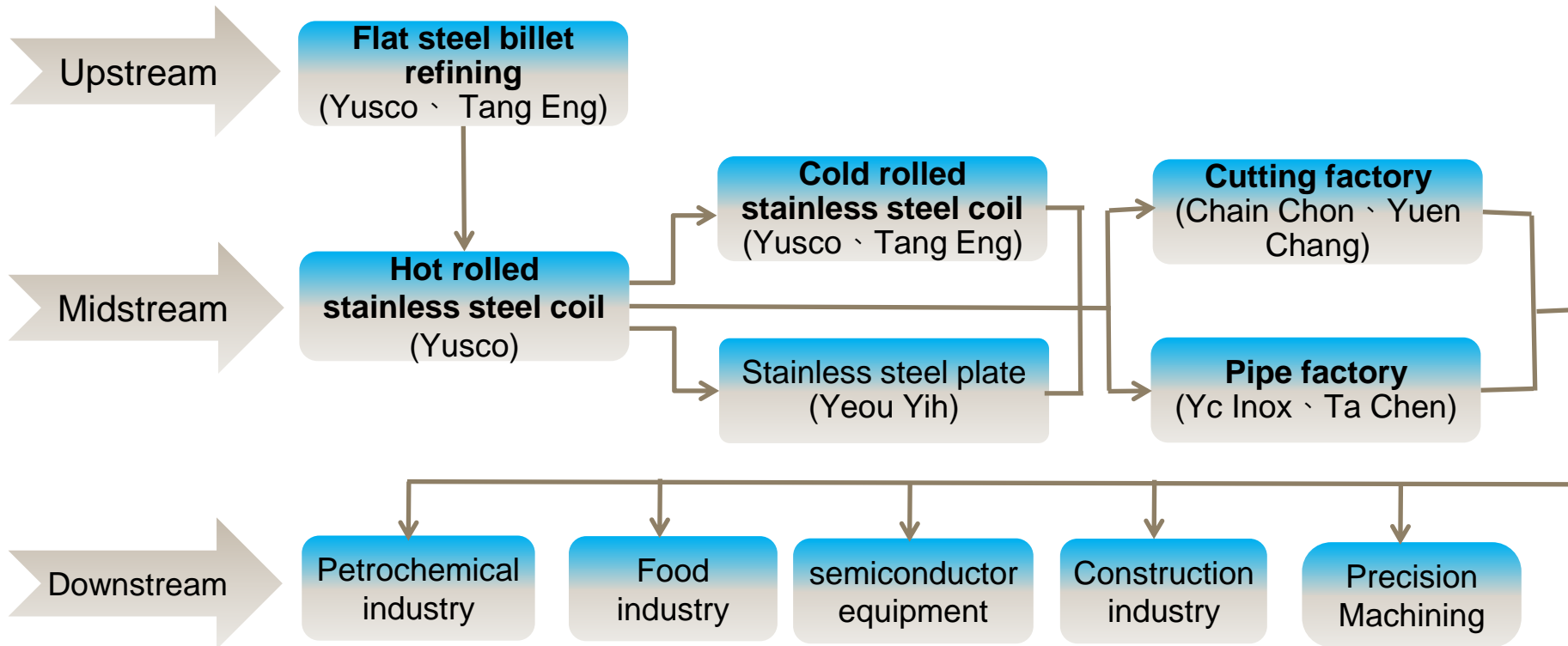
Title	Name	Academic Background	Professional Experience
Technology and Production Department Assistant Vice President	Chien-Hsing Lee	National Sun Yat-Sen University Master of Business Administration	Yuan Long Stainless Steel Corp.. A.V.P. of Administration.
Sales Department Assistant Vice President	Yu-Yi Chiu	Shu-Te University International Business Department	Yeou Yih Steel Co., Ltd. Sales Department Manager.
Management Department Manager	Kuo-Tang Chen	National University of Tainan Master of Public Administrative	Muyang Energy Control Co., Ltd. Management Department Manager
Auditing Department Manager	Mei-Chuan Chen	Master of Business Administration, National Sun Yat-sen University	Chief Auditor, Hui He Renewable Medicine Co., Ltd.





02

## Industry Overview - Upstream, Midstream and Downstream Links



03

# Product



# Main Products

產品名稱 Product	熱軋不銹鋼板 304、304H、304L、316L Hot Rolled Stainless Steel Plate 304、304H、304L、316L
表面品級 Finish Surface	<b>NO.1經過熱軋、固溶化熱處理、酸洗</b> NO.1 Finished : The surface is finished by heat treatment and picking or processes corresponding there to after hot rolling.
鋼板厚度 Thickness	08mm-60mm
鋼板寬度 Width	1000mm、1219mm、1500mm 1524mm、2000mm、2438mm
鋼板長度 Length	2000mm、2438mm、3048mm 3658mm、4000mm、4876mm、6096mm
主規範 Specification	美規 / America : ASTM A240、ASME SA240 日規 / Japan : JIS G4304 歐規 / Europe : EN 10088-2、CPR EN10088-4、EN10028-7 造船 / Ship : DNV

04

# CERTIFICATION



# ISO 9001:2015




PED/ AD 2000 W0/W2/W10  
壓力容器材料認證



CPR  
建築材料認證







JIS

JISマーク表示制度  
認証書

製造番号 : JQTW20003

製造年度 : 2024年09月08日

---

認証番号 : JQTW20003

認証取得者 : Yeou Yih International Co., Ltd.  
 3F No.2 Yong Gong 10th Road, Yong An District,  
 Kaohsiung City, Taiwan

当機種は、上記認証取得者に係る以下の製品が日本産業規格及び  
 電気用品安全法等認定で定める基準に適合したことを認証いたします。

電気製品の種類 : ステンレス鋼板及び管

認証の区分 : ステンレス鋼板及び管

日本産業規格の番号及び名称 : JIS G 4304  
 熱間延延ステンレス鋼板及び管

機種の機械又は機能（認証の範囲） : SUS304

製造工程の名称及び所在地 : Yeou Yih Steel Co., Ltd.  
 No.2 Yong Gong 10th Road, Yong An District,  
 Kaohsiung City, Taiwan

認証に係る他の機軸名例 : 産業用酸化炉 第3工場2号

認証有効の期限 : 2021年4月1日

有効期間 : 2027年3月31日

上記有効期限を更新するための  
 定期認証維持費を申請し支払

東京支店 日本品質保証機構 1-2-5  
 一般消費者用 日本品質保証機構  
 東京都中央区新富町一丁目二番五号

（注）本認証書は、本製造業者の責任で発行されたものであり、本製造業者の責任で取り扱われるべきものである。

製造番号 : JQTW20003

（注）本認証書は、本製造業者の責任で発行されたものであり、本製造業者の責任で取り扱われるべきものである。

製造番号 : JQTW20003

[illegible]



05

## PRODUCTION PROCESS

熱軋黑皮不銹鋼捲  
Hot Rolled Black Stainless  
Steel Coil




熱軋黑皮不銹鋼板  
Hot Rolled Black Stainless  
Steel Plate



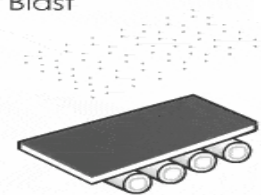
裁切  
Plate Shear



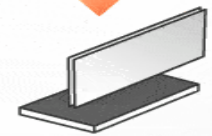
固溶化熱處理  
Solution Heat Treatment




噴砂  
Shot Blast



整平  
Levelling

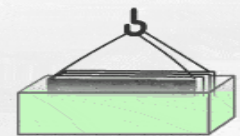


剪床切邊  
Machine Cutting



電漿切邊  
Plasma Cutting

酸洗  
Pickling



品檢  
Inspection



捆包  
Packing



出貨  
Shipment



## Production Process



# PRODUCT USAGE

YYS 16T 1624 x 2840 16T

# Application of 304/304L



Pressure vessel



Gas Tank



Shipbuilding materials



Heat exchanger



Food industry  
tank

# Application of 304/304L



Decoration



Flat bar



Semiconductor  
vacuum chamber



Flange



# Application of 316L



Industrial tank



Power plant



Desalination  
equipment



Hydraulic  
engineering




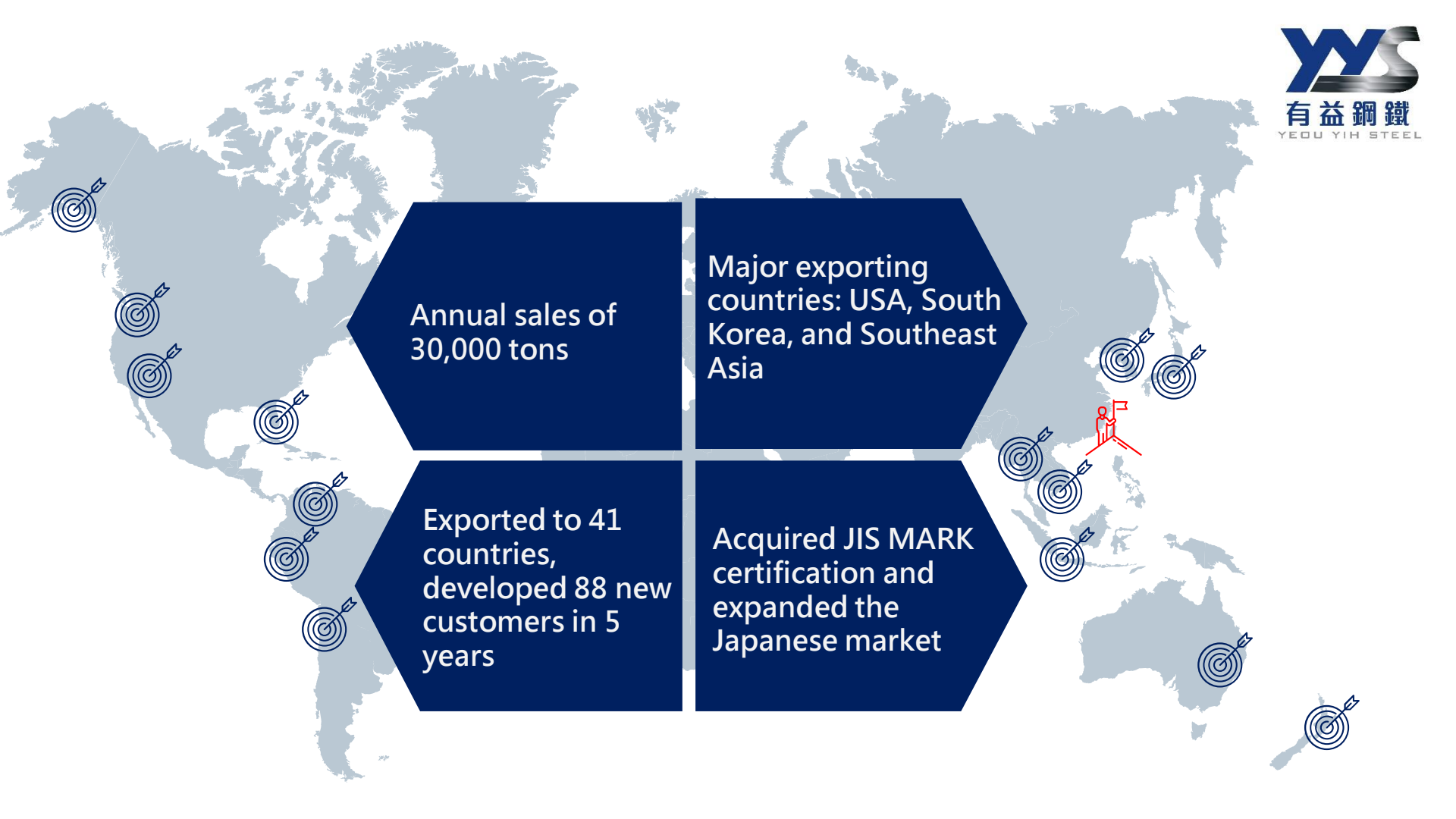
Industry equipments



# EXPLORE

# Overseas Market





Annual sales of  
30,000 tons

Major exporting  
countries: USA, South  
Korea, and Southeast  
Asia

Exported to 41  
countries,  
developed 88 new  
customers in 5  
years

Acquired JIS MARK  
certification and  
expanded the  
Japanese market



## Vision

1. Best Quality
2. Fast Delivery
3. Reasonable Price

## Management Concept

Customers	Actively develop customers and expand the scale of operations
Products	Invest in and upgrade equipments to provide high-quality products.
Market	Grasp the market situation and provide the best service.
Finance	Optimizing the financial structure and sustainable operation of the enterprise.

08

# Business Performance



# Regional revenue distribution

NT\$ thousand

geographical distinction	2019	2020	2021	2022	2023
Taiwan	1,227,568 60.39 %	1,902,239 73.40 %	2,351,708 66.61 %	2,286,179 65.33 %	1,472,018 60.34 %
Asia	769,196 37.84 %	580,673 22.41 %	1,095,509 31.03 %	1,062,255 30.35 %	693,590 28.43 %
Europe	12,389 0.61 %	18,850 0.73 %	55,370 1.57 %	71,191 2.03 %	50,986 2.09 %
America	20,462 1.01 %	79,739 3.07 %	28,221 0.79 %	79,972 2.29 %	220,791 9.05 %
Other	3,082 0.15 %	10,074 0.39 %	-	-	2,046 0.09 %
Toltal	2,032,697	2,591,575	3,530,808	3,499,597	2,439,431



# Income Statement-5years

NT\$ thousand

Net income	2020	2021	2022	2023	2024
Operation revenue	2,032,697	2,591,575	3,530,808	3,499,597	2,439,431
Gross Profit	59,393 2.92%	252,403 9.74%	362,567 10.27%	240,877 6.88%	163,274 6.69%
Net Operating income	-7,252 - 0.35%	163,813 6.32%	251,068 7.11%	141,310 4.04%	62,289 2.55%
Profit Before Tax	1,011 0.05%	175,318 6.76%	267,871 7.59%	142,545 4.07%	76,919 3.15%
Profit	1,687 0.08%	140,166 5.41%	213,051 6.03%	113,763 3.25%	61,091 2.50%
Earnings per share ( Ntd )	0.01	1.55	2.36	1.26	0.68
Cash Dividends(Ntd)	0.00	1.10	1.80	1.10	0.50





# Income Statement-2025

NT\$ thousand

Net income	Q1	Q2	Q3	Q4	Total
Operation revenue	625,304	526,266	346,524		1,498,094
Gross Profit	37,849 6.05%	4,061 0.77%	10,599 3.06%		52,509 3.51%
Net Operating income	13,426 2.15%	-17,117 -3.25%	-9,090 -2.62%		-12,781 -0.85%
Profit Before Tax	13,989 2.24%	-31,591 -6.00%	-9,901 -2.86%		-27,503 -1.84%
Profit	11,186 1.79%	-24,968 -4.74%	-6,732 -1.94%		-20,514 -1.37%
Earnings per share ( Ntd )	0.12	-0.28	-0.08		-0.23



# Balance Sheet-5years

NT\$ thousand

	2020	2021	2022	2023	2024
Current Assets	811,713	1,413,495	1,178,795	1,108,569	1,279,765
Uncurrent Assets	305,524	268,664	315,877	352,176	437,886
<b>Total Assets</b>	<b>1,117,237</b>	<b>1,682,159</b>	<b>1,494,672</b>	<b>1,460,745</b>	<b>1,717,651</b>
Current Liability	165,099	581,462	279,927	295,534	600,587
Uncurrent Liability	13,880	13,970	11,895	12,646	9,661
<b>Total Liability</b>	<b>178,979</b>	<b>595,612</b>	<b>291,822</b>	<b>308,180</b>	<b>610,248</b>
Capital	902,203	902,203	902,203	902,203	902,203
Other Equity	36,055	184,344	300,647	250,362	205,200
<b>Total Equity</b>	<b>938,258</b>	<b>1,086,547</b>	<b>1,202,850</b>	<b>1,152,565</b>	<b>1,107,403</b>



# Balance Sheet-2025

NT\$ thousand

	Q1	Q2	Q3	Q4
Current Assets	1,141,772	1,089,746	1,105,115	
Uncurrent Assets	433,264	433,357	428,972	
<b>Total Assets</b>	<b>1,575,036</b>	<b>1,523,103</b>	<b>1,534,087</b>	
Current Liability	491,770	465,529	482,722	
Uncurrent Liability	9,567	9,193	9,510	
<b>Total Liability</b>	<b>501,337</b>	<b>474,722</b>	<b>492,232</b>	
Capital	902,203	902,203	902,203	
Other Equity	171,496	146,178	139,652	
<b>Total Equity</b>	<b>1,073,699</b>	<b>1,048,381</b>	<b>1,041,855</b>	

# 2024 Market trend and strategies

## Environment/Challenge

Nickel price fluctuates

New steelmakers' cost advantage

Global economic slowdown

Net Zero Emissions/ESG

Lack of worker

## Strategies

### Market research and supply chain management

- Closely collect and analyze market information.
- Supplier Management and Strategic purchase.
- enhanced inventory management capabilities.

### Market Development

- Strengthen customer relationships and improve sales efficiency.
- Expand project orders.
- Expand the market for high-quality products.

### Upgrade manufacturing capacity

- New burners to reduce NG consumption.
- Upgrade heat treatment ability of thick plate.
- New plate leveler/intelligent process management.

### Upgrade operational capabilities

- ESG/Energy management/ Co2 reduce.
- Optimize the performance appraisal and bonus system.
- Employee training and career development

09

## GHG Emissions

# YYS greenhouse gas emissions in 2024-2025Q3

\* Category 3~6: Not yet calculated

Year		2024 Q1~Q4	2025 Q1~Q3	2023-2024Q3 Average monthly
Total emissions (TonCO <sub>2</sub> e)		3908.695	2090.756	285.688
Category 1	Emission equivalent	2405.036	1098.1679	166.819
	Proportion	61.53%	52.52%	58.39%
Category 2	Emission equivalent	1503.659	992.5882	118.869
	Proportion	38.47%	47.48%	41.61%
Produced per ton (TonCO <sub>2</sub> e)		28863	16124	2142

1. Category 1 (direct emissions): includes Stationary Combustion, Mobile Combustion, Process Combustion, Man-Made Fugitive Emission and land use emissions and removals.
2. Category 2 (Indirect emissions from electricity): Indirect greenhouse gas emissions between input energy (electricity, steam).
3. Category 3~6 (indirect emissions): Upstream and downstream transportation emissions, employee commuting, business travel, capital goods transportation emissions, energy resource emissions, etc. (not calculated).

1. In accordance with the phased implementation schedule set by the Financial Supervisory Commission (FSC), companies with paid-in capital exceeding NT\$10 billion, as well as those in the steel and cement industries, are required to complete greenhouse gas (GHG) inventories for both parent and subsidiary companies by 2024 and obtain third-party verification by 2025. Yeou Yih Steel Co., Ltd. obtained its GHG inventory certificate on May 27, 2025, completing the verification process in line with the regulatory schedule.
2. In 2024, the company's total GHG emissions (covering Scope 1 and Scope 2) amounted to 3,908.695 metric tons of CO<sub>2</sub>e. For the first to third quarters of 2025, total GHG emissions were 2,090.756 metric tons of CO<sub>2</sub>e.
3. Based on data from 2024 through the third quarter of 2025, the company's average GHG emissions per metric ton of steel plate were approximately 0.133 metric tons of CO<sub>2</sub>e. During the first to third quarters of 2025, due to the improved utilization rate of the regenerative burner in Solution Annealing Furnace B, GHG emissions per metric ton of steel plate decreased to 0.130 metric tons of CO<sub>2</sub>e, representing a 3.7% reduction compared to 0.135 metric tons of CO<sub>2</sub>e in 2024. This demonstrates a significant improvement in equipment efficiency and carbon reduction performance.



10

# Corporate Governance





# 2025 Corporate Governance

Project	Explanation
Board Structure and Independence	The company's board of directors consists of 9 directors, including 3 independent directors with expertise in law and finance, accounting for 33.33%, ensuring the objectivity and professionalism of the board's decision-making. The board has established functional committees, namely the Audit Committee and the Remuneration Committee, which, through organizational structure division and clear responsibilities, continuously optimize the corporate governance mechanism and enhance the board's supervision and deliberation functions.



# 2025 Corporate Governance

Project	Explanation
Effectiveness of Board Operations	The company's Board of Directors holds at least one meeting each quarter. In 2025, a total of five board meetings were held, with an attendance rate of 97.78% among board members. The company conducts annual performance evaluations of the Board of Directors, the Audit Committee, and the Remuneration Committee to enhance their operational effectiveness. The evaluation covers the level of participation in company operations, quality of decision-making, composition and appointment of members, continuous training, internal controls, and other aspects, in order to strengthen the corporate governance structure.




# 2025 Corporate Governance

Project	Explanation
Information Transparency	The company adheres to the principles of timely, transparent, and honest disclosure. It promptly discloses matters that should be announced and declared following the board of directors' meetings, publishes corporate governance, operational, and financial information on the company's website, and regularly holds briefings for institutional investors to ensure that shareholders are fully informed about the company's developments and strategic direction.

# Q & A

**YYS**  
有益鋼鐵  
YEOU YIH STEEL



**No.1  
STAINLESS  
STEEL PLATE**  
不銹鋼厚板